



Accident statistics & Hard Targets Update

Gordon Best
QPANI

Accidents statistics 2007



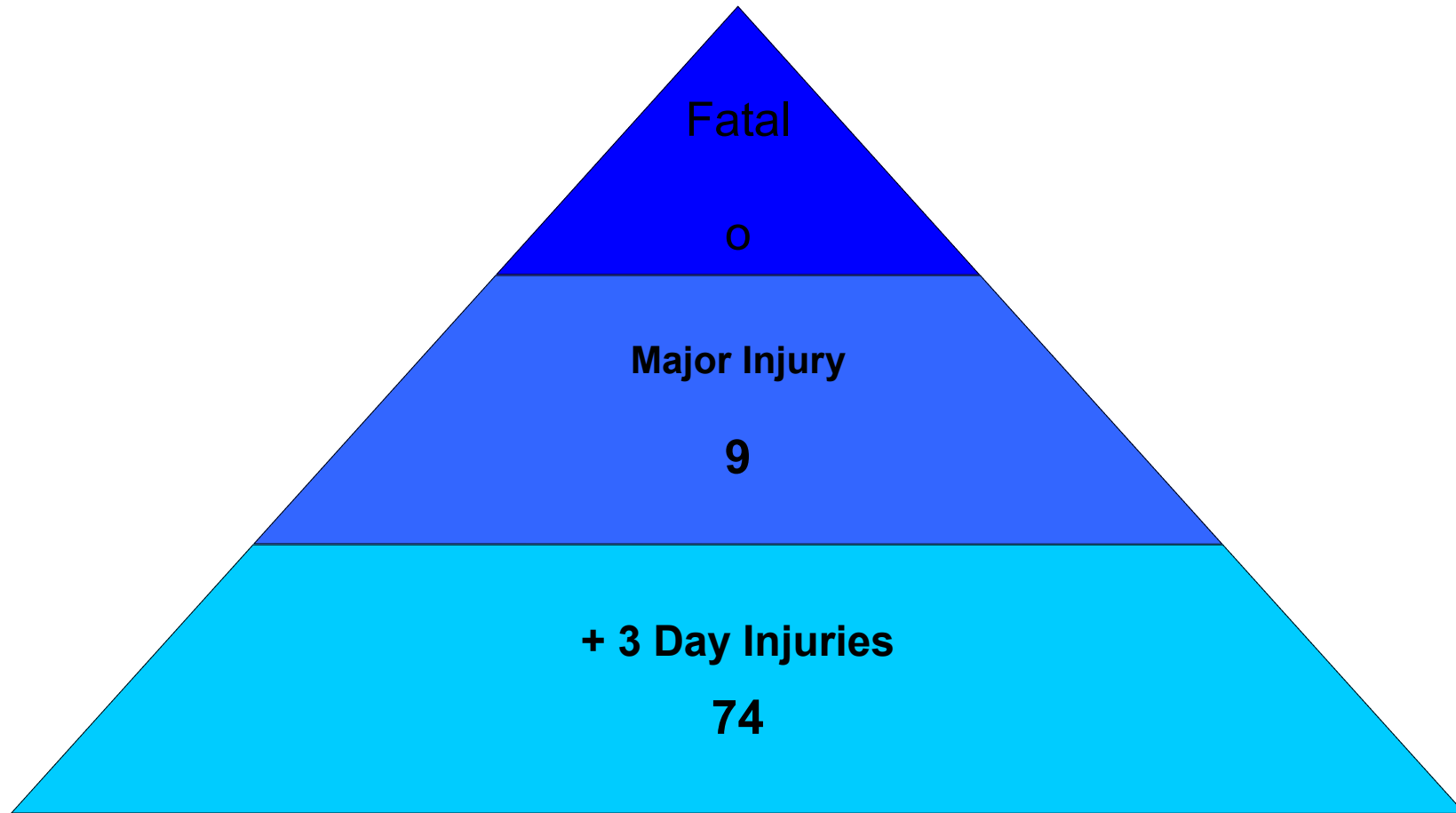

QPA
Northern Ireland
Providing Essential Materials

hseⁿⁱ
CONTROLLING RISK TOGETHER



What are the indicators of our success?

- Better reporting of accidents and dangerous occurrences.
- Reduced levels of incidents.
- Growing awareness of issues, particularly ARV and occupational health.
- Use of Safequarry.com
- Attendance here today
- Feedback from HSENI





2007 Accident Survey

- Covered 40 companies with 3,751 employees.
- worked just short of 9,000,000 hours.
- represents an average working week of 51 hours based on a 47 week year.
- higher than the recommended 48 hours laid down in the Working Time Directive.



POSITIVES

- no fatal accidents are recorded and that the majority of incidents fall within the over three day category.
- Better reporting from Industry.
- Trend shows ongoing improvement.



SPECIFICS

- one reportable disease
- ten dangerous occurrences
- 1808 days lost to accidents (figure is an increase on previous years but is largely due to four long term injuries where employees were absent from work over 180 days including one individual who has been off work for 420 days).

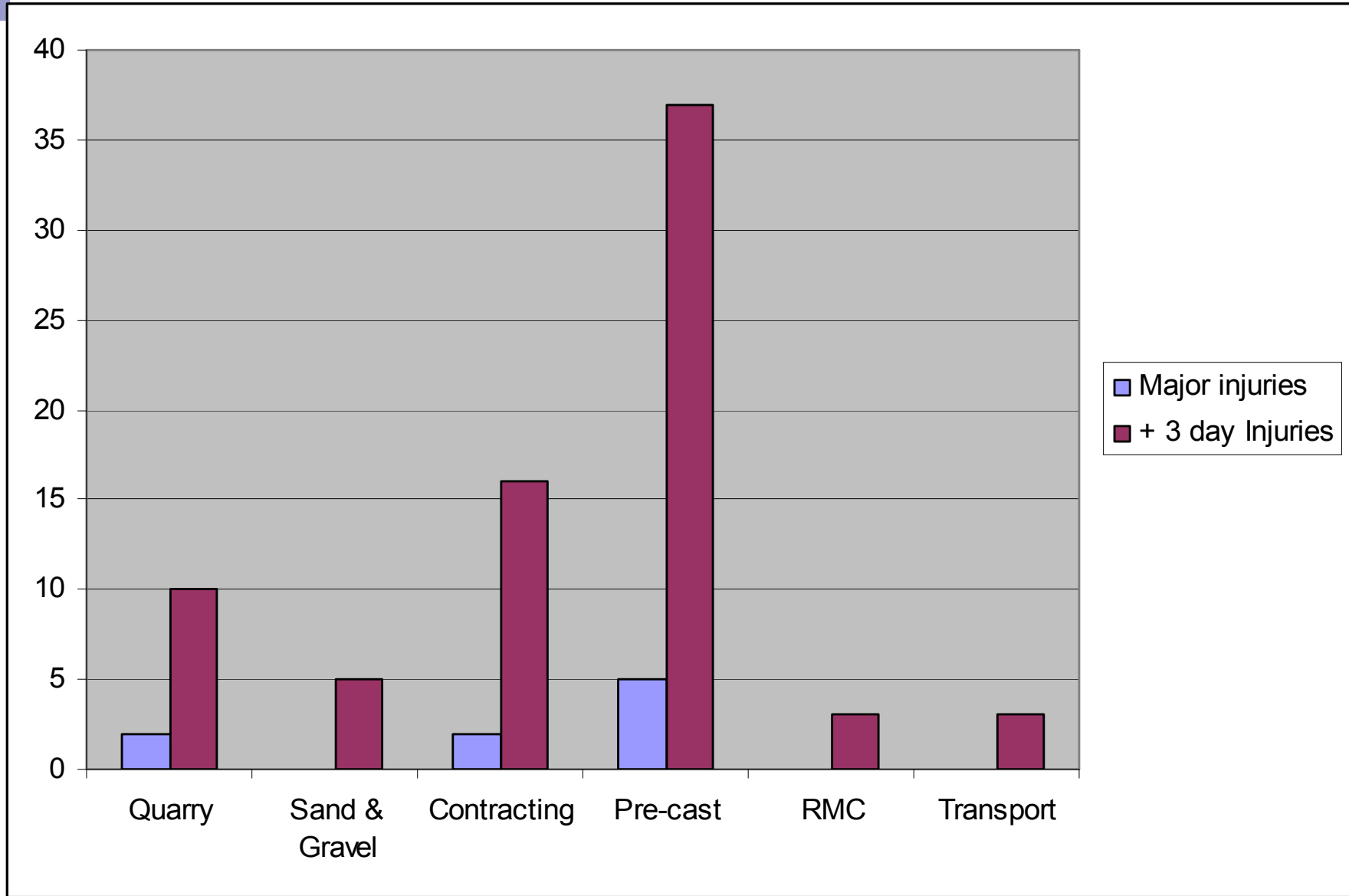


REMINDER

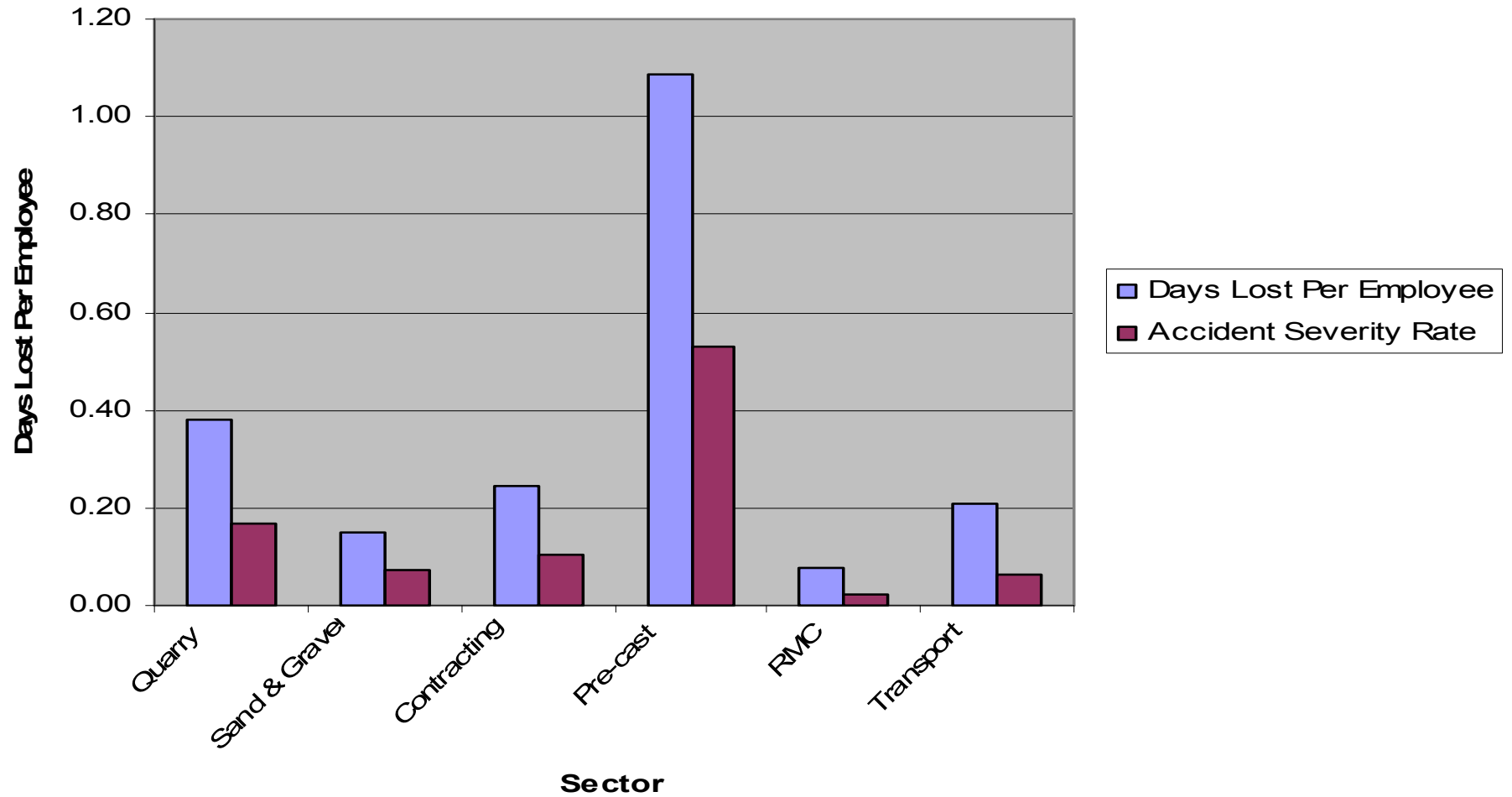
- Accident Frequency Rate – a measure of the number of accidents per 100,000 hours
- Accident Incidence Rate – A measure of the number of accidents per 10,000 employees
- Accident Severity Rate – Ratio of accident to hours worked times 1,000

Summary of Results Table

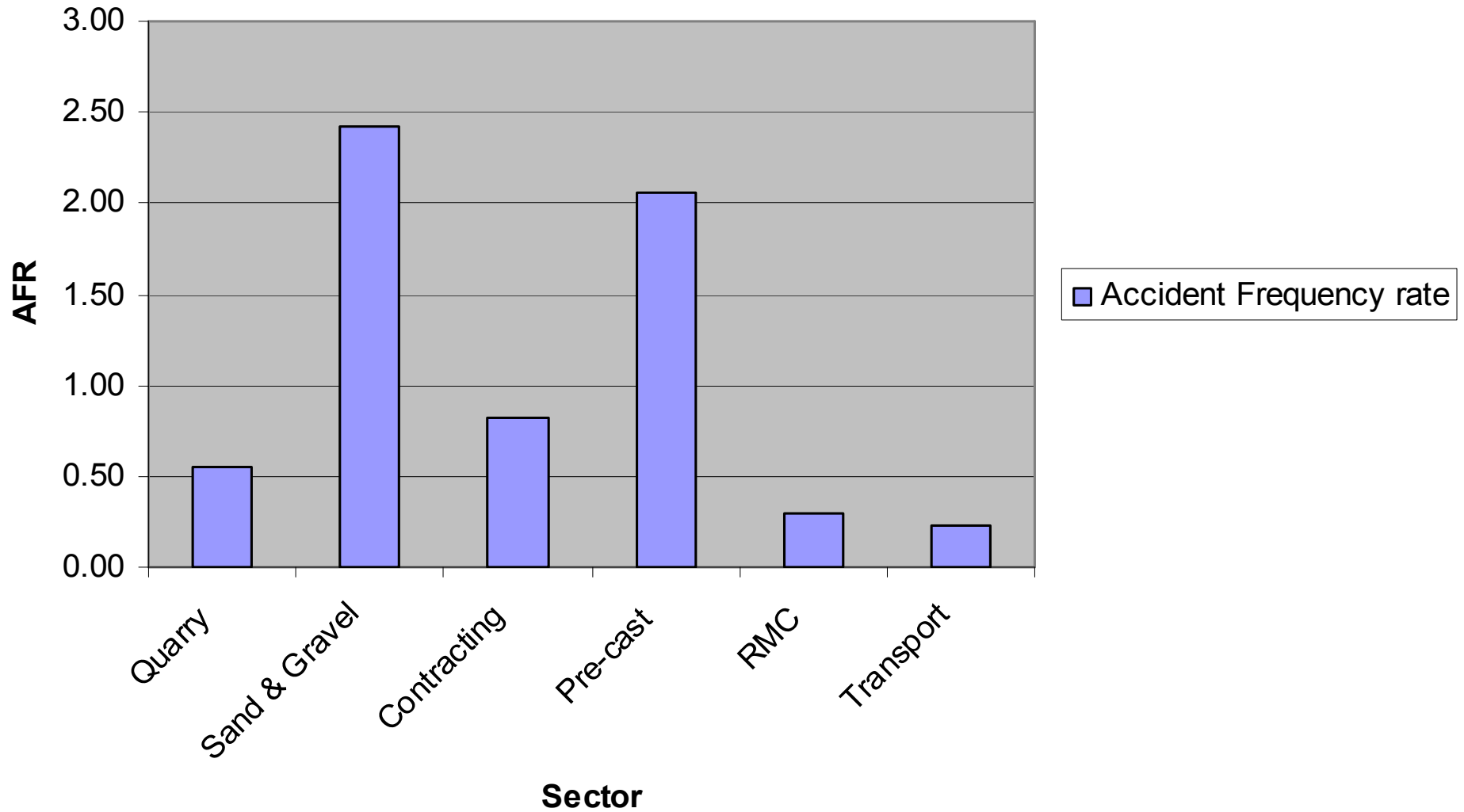
Sector	Employee	Hours Worked	Total Accident	Days Lost	AFR	AIR	ASR	Days Lost Per Emp
Quarry	974	2,199,776	12	372	0.55	123	0.17	0.38
S & G	88	182,821	5	15	2.42	495	0.07	0.15
Contracts	870	2,081,221	18	226	0.82	195	0.10	0.24
Precast	997	2,033,096	42	1082	2.06	421	0.53	1.09
RMC	286	931,546	3	25	0.30	91	0.02	0.08
Transport	425	1,350,972	3	88	0.22	71	0.07	0.21
Total	3751	8,983,022	83	1808	0.92	221	0.20	0.48



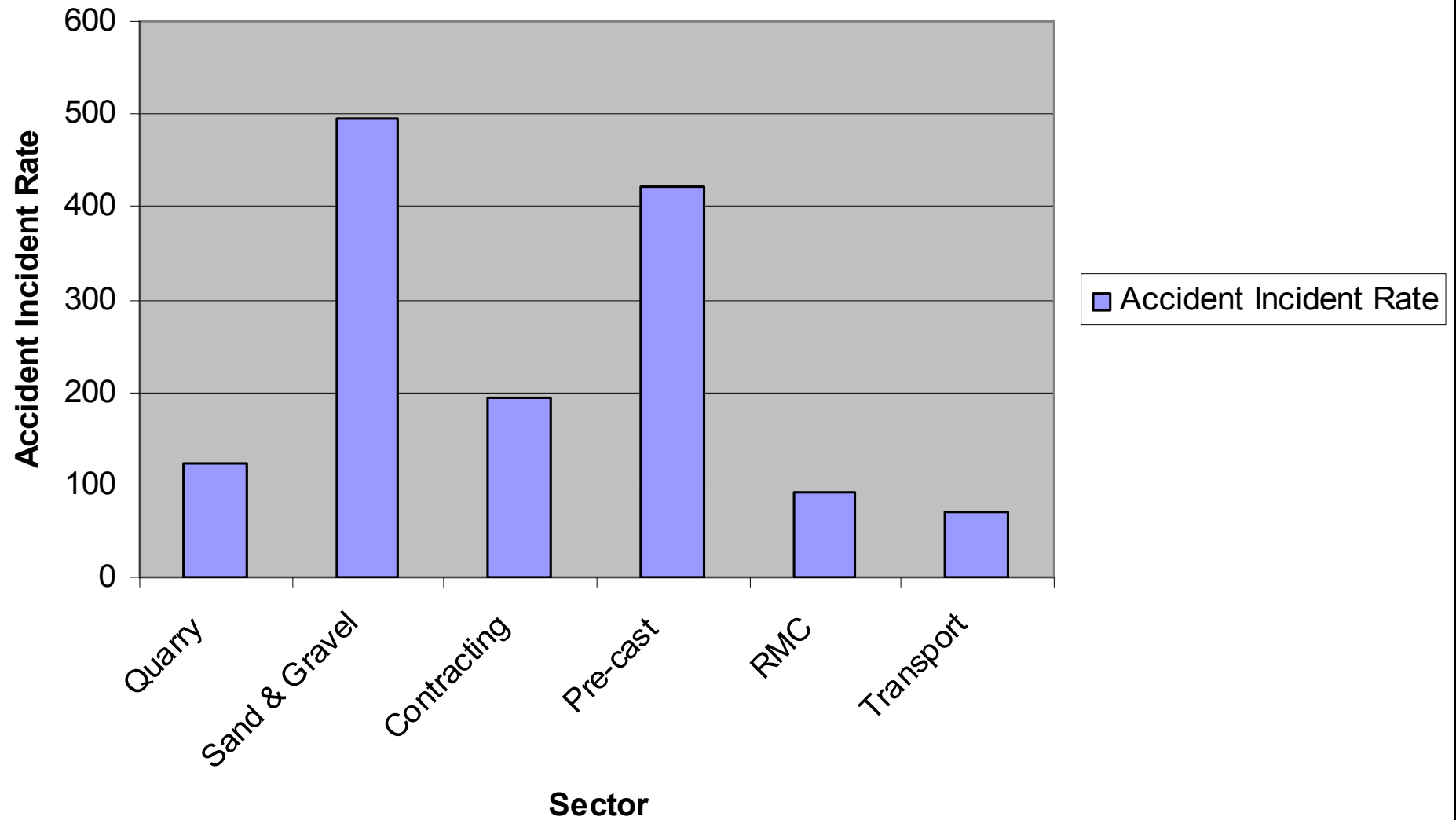
Days Lost Data



Accident Frequency Rate



Accident Incident Rate



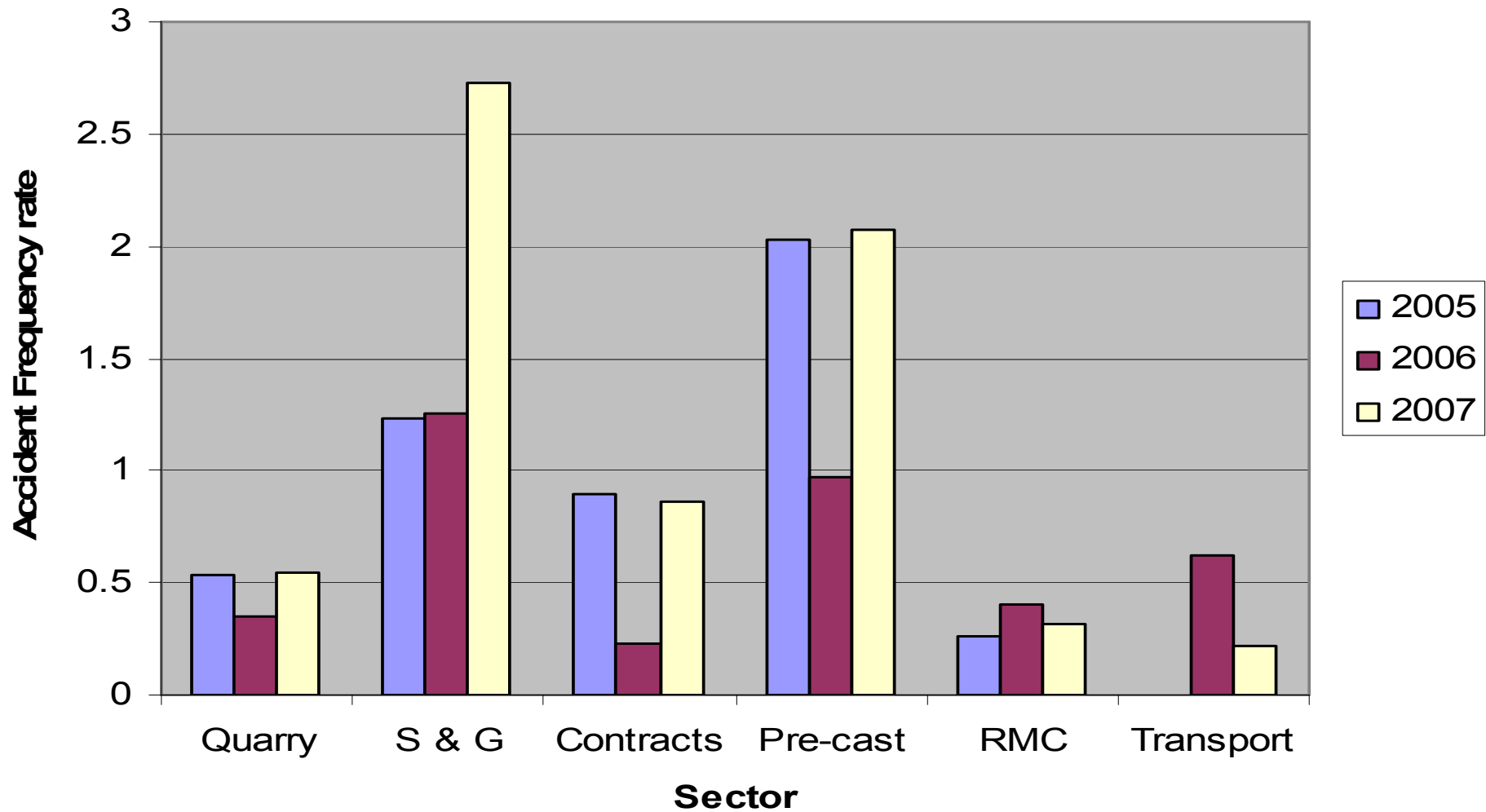
2005

Sector	Employee	Hours Worked	Total Accidents	Days Lost	AFR	AIR	ASR	Days Lost Per Emp
Quarry	809	1,684,907	9	129	0.53	111	0.08	0.16
S & G	95	244,150	3	15	1.23	316	0.06	0.16
Contracts	669	1,680,212	15	129	0.89	224	0.08	0.19
Precast	640	1,376,520	28	100	2.03	438	0.07	0.16
RMC	221	386,363	1	37	0.26	45	0.10	0.17
Transport								
Total	2434	3,855,735	56	410	1.45	230	0.11	0.16

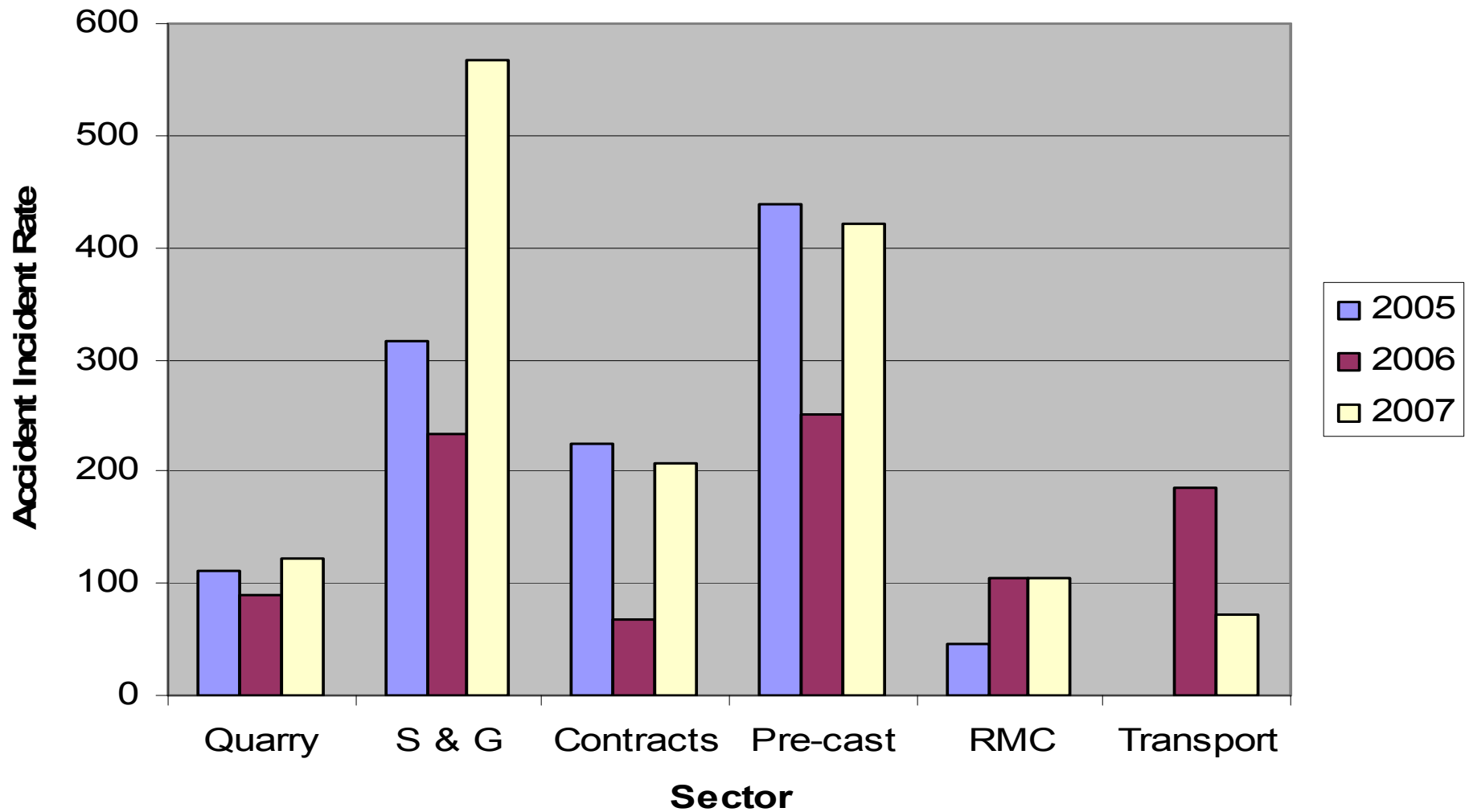
2006

Sector	Employee	Hours Worked	Total Accident	Days Lost	AFR	AIR	ASR	Days Lost Per Emp
Quarry	774	2,019,131	7	167	0.35	90	0.08	0.22
S & G	128	258,186	3	49	1.16	234	0.19	0.38
Contracts	733	2,154,859	5	101	0.23	68	0.05	0.14
Precast	918	2,367,585	23	250	0.97	251	0.11	0.27
RMC	382	1,003,938	4	7	0.40	105	0.01	0.02
Transport	595	1,763,066	11	307	0.62	185	0.17	0.52
Total	3530	9,566,765	53	881	0.55	150	0.09	0.25

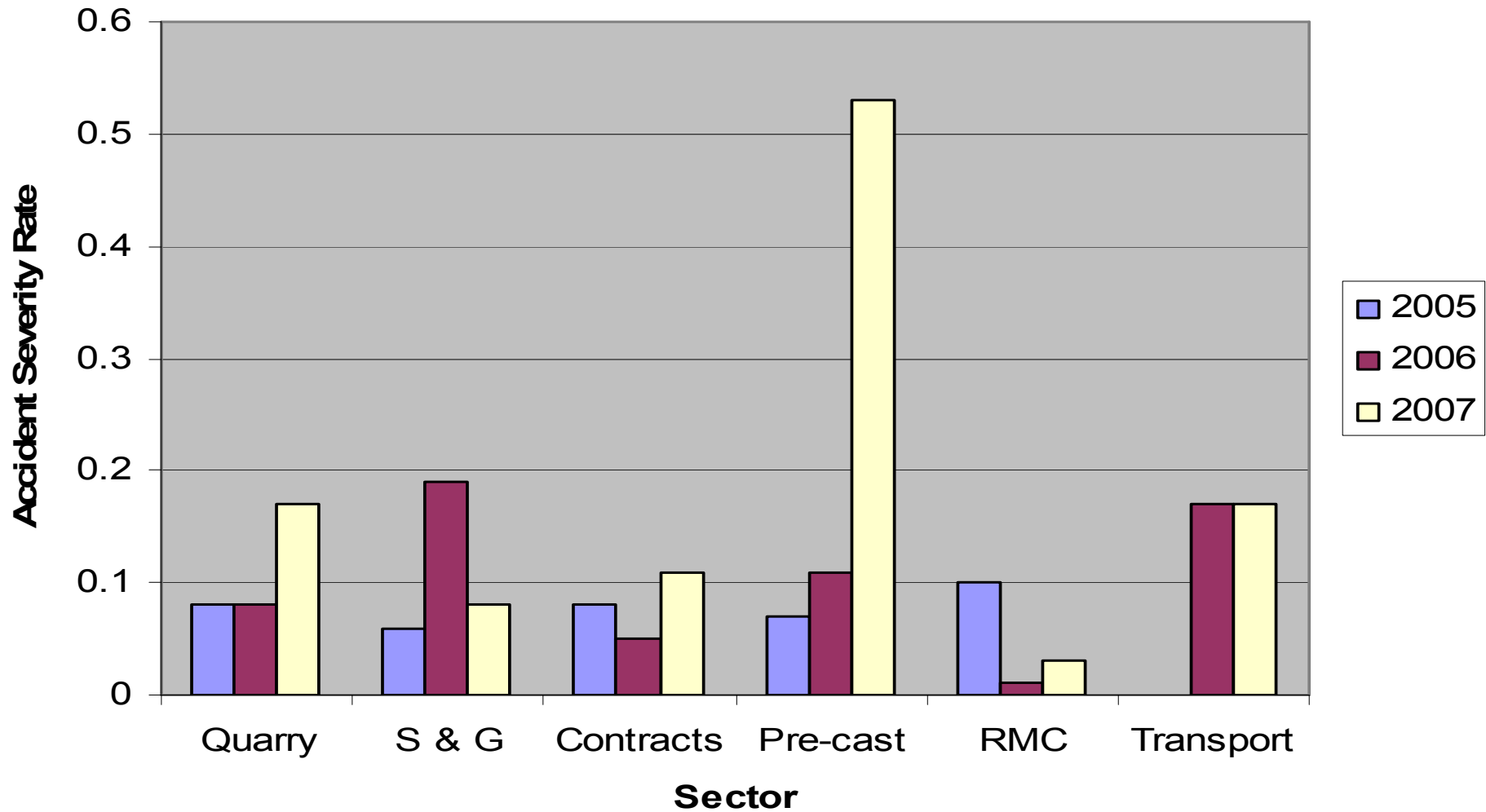
Comparison of AFR 2005 - 07



Comparison of AIR 2005 - 07

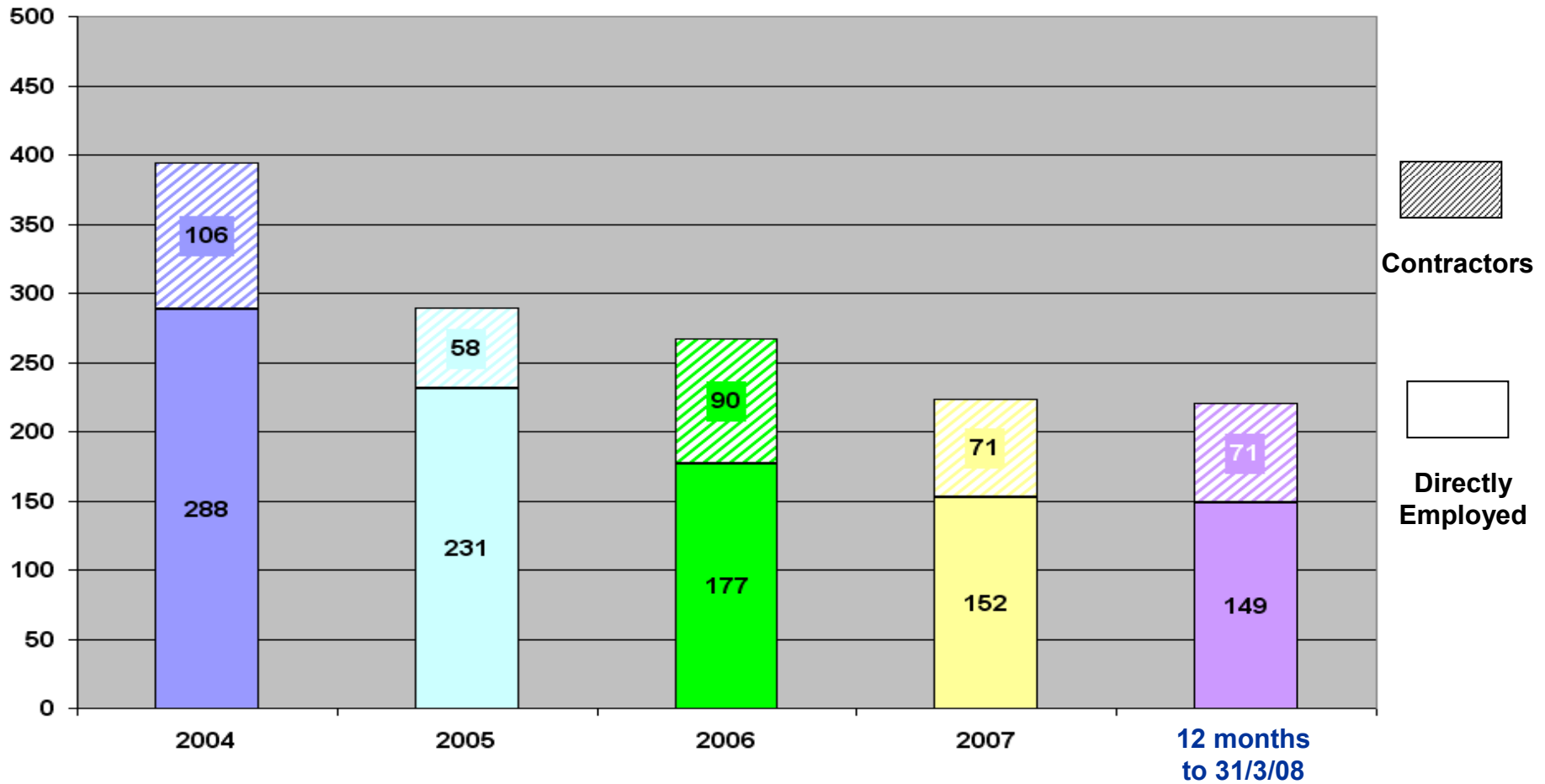


Comparison Of ASR 2005 - 07



Accident Type	Fatal	Major Injury	Over 3 day	Dangerous Occurrence	Reportable Disease
Contact with moving machinery		5	13		
Hit by moving, flying or falling object		1	14		
Hit by moving vehicle		0	2		
Hit stationary object			5	3	
Manual handling injury			9	2	
Slip trip or fall		2	23	2	
Fall from height			3		
Trapped by something collapsing					
Exposure to chemical or biological agent			1		
Exposed to fire					
Exposed to explosion					
Fly rock					
Contact with electricity				2	
Other injury, disease or dangerous occurrence			6	1	1
TOTALS	0	8	76	10	1

Hard Target Progress: All Activities 2004-8 (Q1)
HSE reportable injuries (Total Workforce)



Our target is **Zero Injuries**



CONCLUSIONS!

- number of days lost due to accidents is up considerably, over double but 1024 of the 1808 days lost in 2007 are due to 4 incidents. This tends to distort the figures unduly.
- sand / gravel and precast sectors continue to be proportionally higher than other sectors



CONCLUSIONS!

- Continued emphasis, awareness and training to maintain competency is required to further reduce incident rates within the industry.



Our thanks to the QPANI Health and Safety Committee

- Michael Purkess, (Vice Chairman)
 - Jim Leitch
 - Wendy Beattie
 - Patrick Sherry
 - Bob McHenry
 - Anthony Moran
 - Nigel Wilson
 - David Johnson
 - Ali Laverty
 - Malcolm Downey
 - Craig Chisholm (Vice Chairman)
 - Brendan O'Neil
 - Irwin Armstrong
 - Brian Goodfellow
 - Brian O'G Mullan
 - Uel Parr
- FP McCann Ltd
Northstone NI Ltd
P Clarke & Sons
Acheson & Glover
Whitemountain Quarries
Readymix NI Ltd
Creagh Concrete Products
Jabez Safety Solutions
John McQuillan Contracts
HSENI
Northstone NI Q and A Div.
Quinn Group
CES Quarry Products
- B Mullan & Son
Norman Emerson & Son

Our target is **Zero**
Injuries

THANK YOU